

OAKLAND CUSD #5

**2<sup>ND</sup> GRADE**  
**MAY 4 - 8, 2020**

MICHELLE STRADER

# Week of May 4<sup>th</sup> – May 8<sup>th</sup>, 2020

Any directions or instructions listed here. . . Moms, sorry you are seeing some of the reading activities. PLEASE, let your child fill out by themselves. This makes their writing very authentic and special.

| Class  | Choice 1   | Choice 2  | Choice 3<br>(Enrichment)   |
|--|--|---|--|
| Reading: Read<br><u>Love You Forever</u><br>(Mrs. Strader's FAVORITE book) | Write:<br>Fill in heart<br>and cut and<br>color. Use<br>this for<br>Mother's<br>Day Card | Time for bed: Tall<br>about what you do at  | Fill out My<br>Mom is<br>Special.  |
| Math   | One round<br>of xtra<br>math   | Last week you had<br>an activity about<br>symmetry. This<br>week's Weekly<br>Reader talks about<br>butterflies.<br>Butterflies are<br>symmetrical. Draw<br>your own<br>symmetrical<br>butterfly | Draw 10 arrays<br>to illustrate 10<br>multiplication<br>problems.<br>3x2=6<br>Xx<br>Xx<br>Xx |
| cursive  | 2 things<br>that make<br>mom<br>special- in<br>a sentence.                               | Write about what<br>you are doing in art?   | .What are you<br>doing in music<br>and pe.   |

|  |   |   |  |
|--|---|---|--|
| Social Studies<br><a href="https://sn2.scholastic.com/issues/2019-20/050120.html">https://sn2.scholastic.com/issues/2019-20/050120.html</a><br>Weekly reader: Code: maphome3 | Read and answer Questions on last page:       | calendar worksheet                                    | What makes my mom special  |
| Science  | Draw the life cycle of the Monarch butterfly. | Write the definitions for migrated and metamorphosis. | Explain the Monarch Butterflies migration. Why does it migrate? Where? |

# LOVE YOU FOREVER

WRITTEN BY ROBERT MUNSCH  
ILLUSTRATED BY SHEILA MCGRAW



Strader  
5/4  
story

A mother held her new baby and  
very slowly rocked him back and forth,  
back and forth, back and forth.

And while she held him, she sang:

I'll love you forever,  
I'll like you for always,  
As long as I'm living  
my baby you'll be.

Book  
514 2



Strader 3  
2/4

The baby grew. He grew and he grew  
and he grew. He grew until he  
was two years old, and he ran all around  
the house. He pulled all the books  
off the shelves. He pulled all the food  
out of the refrigerator and he took his  
mother's watch and flushed it down the  
toilet. Sometimes his mother would say,  
*"This kid is driving me CRAZY!"*



Glädde sty 4







But at night time, when that two-year-old was quiet, she opened the door to his room, crawled across the floor, looked up over the side of his bed; and if he was really asleep she picked him up and rocked him back and forth, back and forth, back and forth.

While she rocked him she sang:

I'll love you forever,  
I'll like you for always,  
As long as I'm living  
my baby you'll be.





Strader 7  
3/4

The little boy grew. He grew and he grew  
and he grew. He grew until he was nine  
years old. And he never wanted to come  
in for dinner, he never wanted to take a bath,  
and when grandma visited he always  
said bad words. Sometimes his mother  
wanted to sell him to the zoo!

Strada S.



But at night time, when he was  
asleep, the mother quietly opened the  
door to his room, crawled across  
the floor and looked up over the side of  
the bed. If he was really asleep,  
she picked up that nine-year-old boy  
and rocked him back and forth,  
back and forth, back and forth.  
And while she rocked him she sang:

I'll love you forever,  
I'll like you for always,  
As long as I'm living  
my baby you'll be.







The boy grew. He grew and he  
grew and he grew. He grew until he was  
a teenager. He had strange friends  
and he wore strange clothes and he  
listened to strange music.  
Sometimes the mother felt like she  
was in a zoo!



5/4 Strad  
12




Straden  
13 5/4

But at night time, when that teenager  
was asleep, the mother opened the door  
to his room, crawled across the  
floor and looked up over the side  
of the bed. If he was really asleep she  
picked up that great big boy and rocked  
him back and forth, back and forth,  
back and forth.


While she rocked him she sang:

I'll love you forever,  
I'll like you for always,  
As long as I'm living  
my baby you'll be.



Strader  
5/4

14




5/4 Strach  
15

That teenager grew. He grew and he  
grew and he grew. He grew until  
he was a grown-up man. He left home  
and got a house across town.




Strader 514

16



But sometimes on dark nights  
the mother got into her car and drove  
across town.





If all the lights in her son's house  
were out, she opened his bedroom  
window, crawled across the floor,  
and looked up over the side of his bed.  
If that great big man was really  
asleep she picked him up and rocked  
him back and forth, back and forth,  
back and forth.


And while she rocked him she sang:

I'll love you forever,  
I'll like you for always,  
As long as I'm living  
my baby you'll be.

5/4  
Strade  
20



Well, that mother, she got older.  
She got older and older and older.  
One day she called up her son and said,  
“You’d better come see me because  
I’m very old and sick.”  
So her son came to see her.  
When he came in the door she tried  
to sing the song. She sang:  
    I’ll love you forever,  
    I’ll like you for always...  
But she couldn’t finish because she  
was too old and sick.



Stradus 014  
02




Strader  
23 5/4

The son went to his mother.  
He picked her up and rocked her  
back and forth, back and forth,  
back and forth.

And he sang this song:

I'll love you forever,  
I'll like you for always,  
As long as I'm living  
my Mommy you'll be.

Stradun  
5/4 2/4





5/4  
Strader  
25

When the son came home  
that night, he stood for a long time  
at the top of the stairs.



Straver  
26 5/4




Grade  
5/4  
25

Then he went into the room  
where his very new baby daughter  
was sleeping. He picked her up in  
his arms and very slowly rocked  
her back and forth, back and forth,  
back and forth.

And while he rocked her he sang:

I'll love you forever,  
I'll like you for always,  
As long as I'm living  
my baby you'll be.



Strader  
2/4 26



choice #1  
read

Strader  
5/4  
2nd

# Bulletin Board Pattern




Teacher: Reproduce this pattern on construction paper. Have children finish the sentence and then decorate and cut out the pattern. Next show children how to cut on the dotted line and fold out part of the heart for a 3-D effect. Display the patterns on a bulletin board captioned "Always and Forever."

Choice 2

Name \_\_\_\_\_ Writing

## Time for Bed

Think about your bedtime,  
What do you do to get ready for bed?  
Write about it.



Handwriting practice lines consisting of a solid top line, a dashed middle line, and a solid bottom line, repeated eight times.

**Teacher:** Use this writing activity after you have read aloud *Love You Forever* by Robert Munsch. Much of the story centers around the nurturing and parent-child bonding that happens at bedtime. Ask your students to brainstorm about their bedtime routines. List children's ideas on a chalkboard and number them. Then have students write about their bedtime. Direct students to the numbered list when they need an idea or help with spelling.

#2  
2nd  
Read  
Stadel 5/4

# My Mom is Special!



My Mom is special because

---

---

---

---

---

I like it when my Mom \_\_\_\_\_

---

My Mom can do many things! I think she's best at \_\_\_\_\_

---

---

My Mom has a pretty smile! I like to make her smile by \_\_\_\_\_

---

---

My Mom is as pretty as a \_\_\_\_\_

---

My Mom is smart! She even knows \_\_\_\_\_

---

---

Signed \_\_\_\_\_ Date \_\_\_\_\_







Curve #123  
Grade



Name: \_\_\_\_\_

Fill in the missing numbers. Then answer the questions.

|  <b>May 2020</b>  |  |         |           |          |        |                              |
|--|--|---------|-----------|----------|--------|------------------------------|
| Sunday   | Monday   | Tuesday | Wednesday | Thursday | Friday | Saturday                     |
|  |  |         |           |          | 1      |                              |
|  | 4  |         | 6         |          |        |                              |
| 10<br>Mother's Day    |  |         |           | 14       |        |                              |
|  |  |         | 20        |          |        | Eid al-Fitr starts at sunset |
| 24   | <br>Memorial Day |         |           |          |        | 30                           |
|  |  |         |           |          |        |                              |


1. Which day of the week is the first day of May? \_\_\_\_\_
2. Which day of the week is Mother's Day? \_\_\_\_\_
3. Does May have an even or odd number of days? \_\_\_\_\_
4. Which holiday is on May 25 this year?

**★ Bonus**

What is the date of the third Wednesday of May?

\_\_\_\_\_

Happy  
Mother's  
Day



MY SPECIAL MOTHER

BY \_\_\_\_\_

My mother is the most wonderful Mom in the whole world!

She's as pretty as \_\_\_\_\_. She weighs \_\_\_\_\_  
and she's \_\_\_\_\_ tall. Her favorite food is \_\_\_\_\_.

In the good old days when mom was little, she used to

\_\_\_\_\_.

I think Mom looks funny when she \_\_\_\_\_.

But I know she's really angry when she \_\_\_\_\_.

I wish Mom would \_\_\_\_\_

~~with me everyday.~~

I wouldn't trade my mother for \_\_\_\_\_!

HAPPY MOTHER'S DAY!

My mom

# Weeks of *May 4-15*, 2020

## April Lee

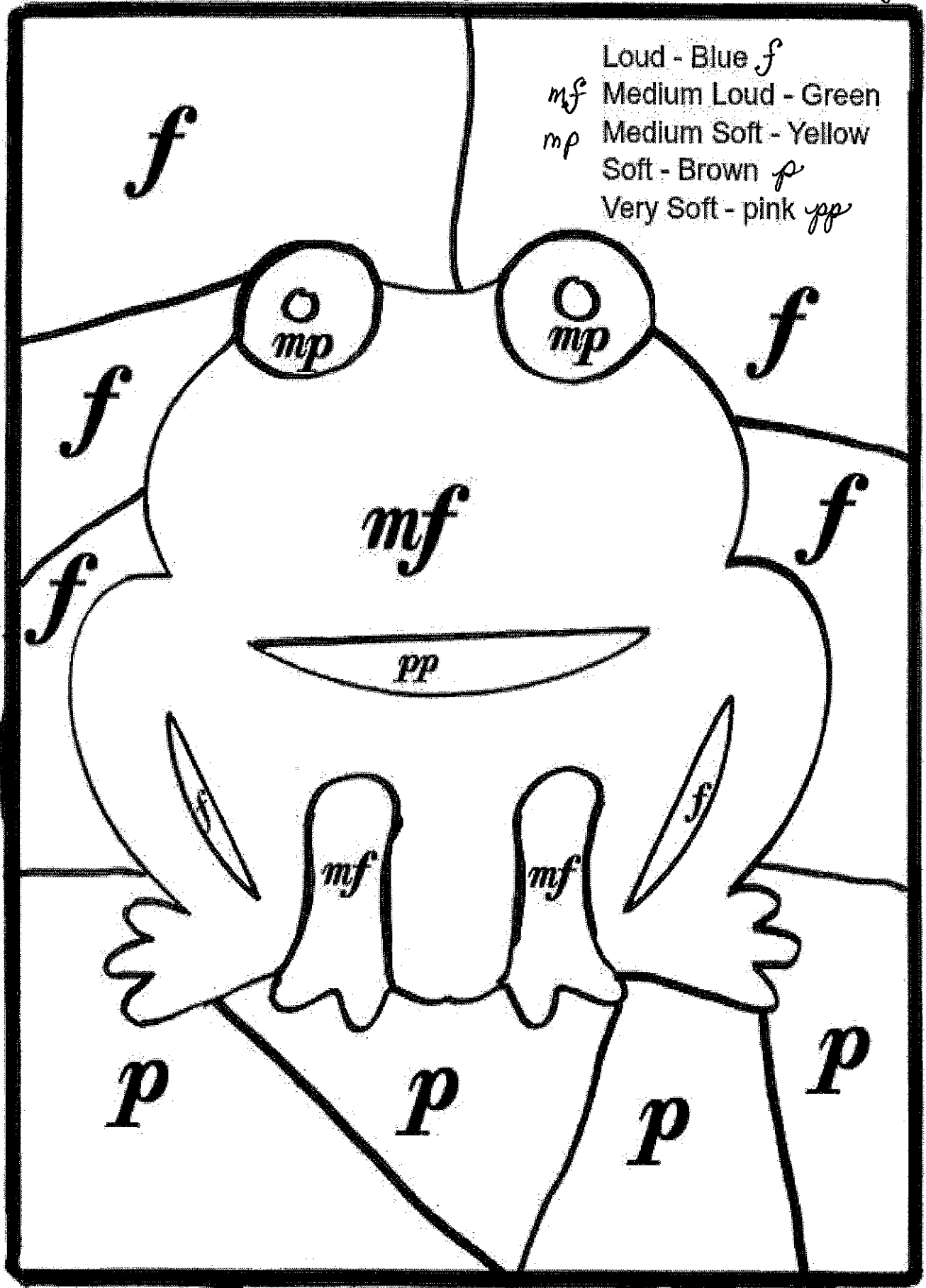
Hello! This will be our final packet for Music this school year. It is with mixed emotions that I send it out to you. I feel sad we didn't get to have our Spring Concert, but I feel glad that Spring is in the air and Summer is just around the corner. Here's wishing you and your families all the best this season and the next!!!

Please don't forget about the Facebook group called Lake Crest Music. I believe I have invited everyone K-5. Each day or so I try to find some activity we can do together. Send me an email or make a comment if you liked a particular activity.


To complete Options #1 & #2 students will need crayons. For Option #3, just a pencil will be needed. This work is due May 15.

My "office hours" are from 10:00 a.m. to noon on Mondays, Wednesdays, & Thursdays, but you can email me anytime with questions or concerns at [april.lee@oakland5.org](mailto:april.lee@oakland5.org).

| <b>Class</b>    | <b>Choice 1</b>    | <b>Choice 2</b>        | <b>Choice 3 (Enrichment)</b> |
|-----------------|--------------------|------------------------|------------------------------|
| 2nd Grade Music | Color by note Frog | Color by note Bluebird | Gallery of Music             |



Loud - Blue *f*  
 Medium Loud - Green *mf*  
 Medium Soft - Yellow *mp*  
 Soft - Brown *p*  
 Very Soft - pink *pp*



$\text{♩}$  = blue  
 $\text{♪}$  = orange  
 $\text{♪}$  = green  
 $\text{♩}$  = brown

Mrs. Lee

Music

3<sup>rd</sup> grade

Option #2

May 4-15




# Gallery of Music


Name \_\_\_\_\_

## Music Drawing Worksheet


Draw each symbol in its frame below




Forte



Piano



Mezzo Forte



Mezzo Piano

**Week of May 4-15, 2020**  
**2nd Grade Art**  
**Mrs. Sweeney**

Please pick 1 out of the 3 activities to complete every other week. Please email me a picture of your child completing the activities or submit the activity to the homework box located in the Lake Crest foyer. Some of the art projects require supplies. Please feel free to improvise if you do not have the required supplies, or reach out to me or the office and we will work together to get you what we need. Some basic supplies will be available for pick-up in the Lake Crest foyer.

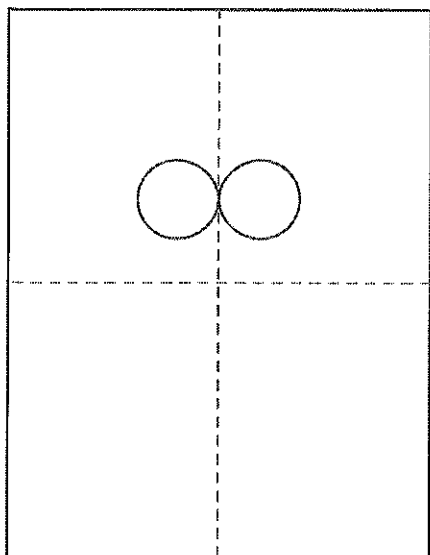
Please email me at [jill.sweeney@oakland5.org](mailto:jill.sweeney@oakland5.org) or call the school and leave a message, and I will give you a call as soon as I can. My office hours are 8-10 am on Mondays and Wednesday and Tuesdays 10-12. I will be readily available at those times.  
School office hours: Monday-Thursday 7:30-11:30 and the phone is 217-346-2166.

If email submission is not an option, contact Mrs. Sweeney for alternative ways to submit work. Sketchbooks and Still Life Drawings can be placed in the Homework Turn-in box in the Lake Crest Foyer.

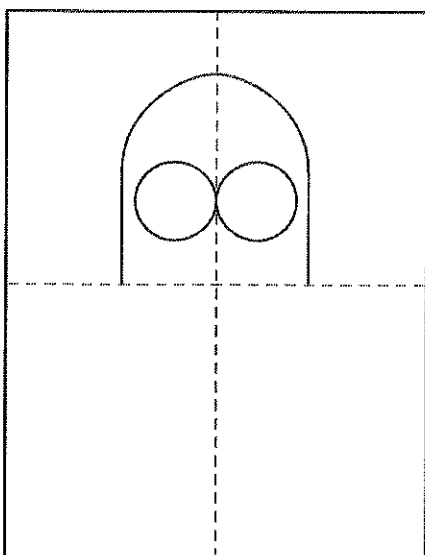
| <b>Class</b> | <b>Choice 1</b> | <b>Choice 2</b> | <b>Choice 3 (Enrichment)</b> |
|--------------|-----------------|-----------------|------------------------------|
| 2nd Grade    | Minions         | Train           | 3-D Flowers                  |

# Draw a Minion

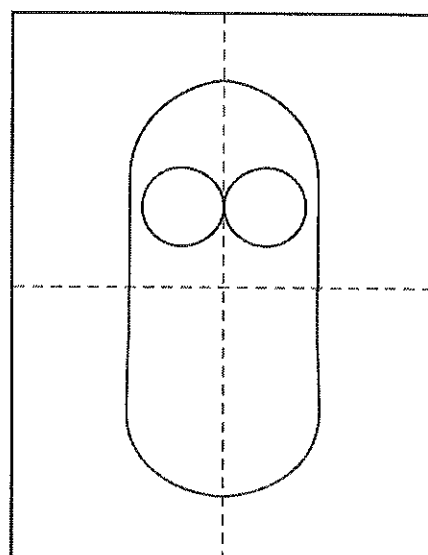
2<sup>nd</sup> Grade/Choice 1/Summer  
May 4-15



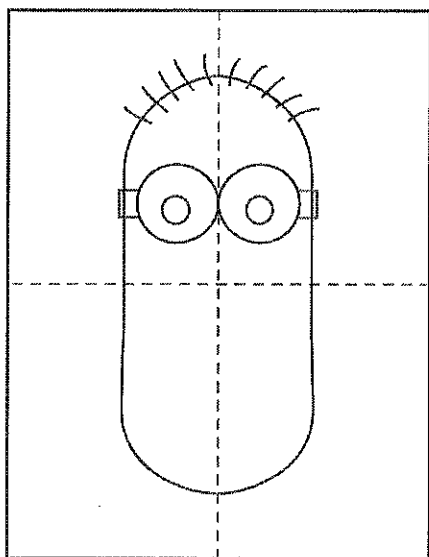
1. Make guide lines. Draw two eyes.



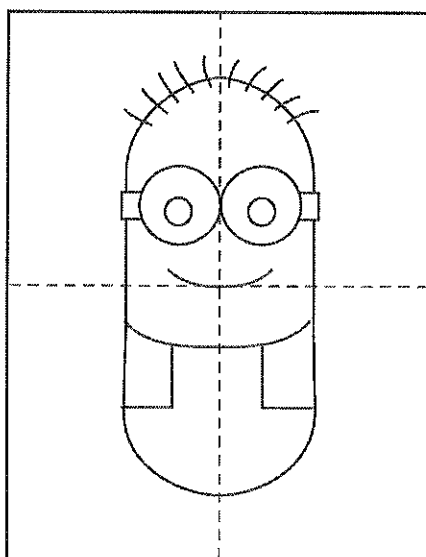
2. Draw top of body.



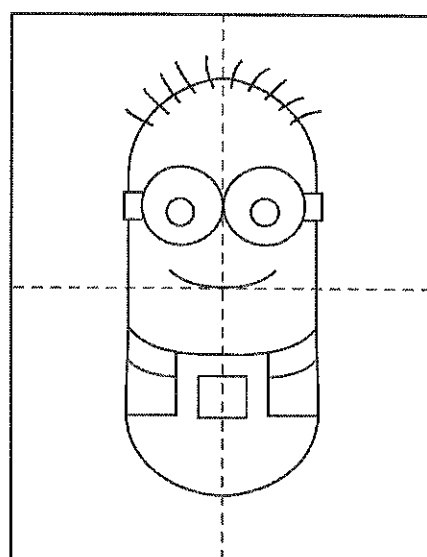
3. Draw bottom of body.



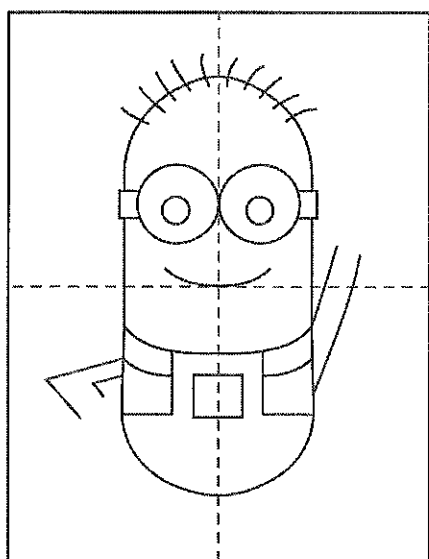
4. Add glasses and hair.




5. Draw mouth and start overalls.




6. Finish the bib and straps.



7. Draw two arms.



8. Add gloves and feet. Draw grass.



9. Trace with a marker and color.

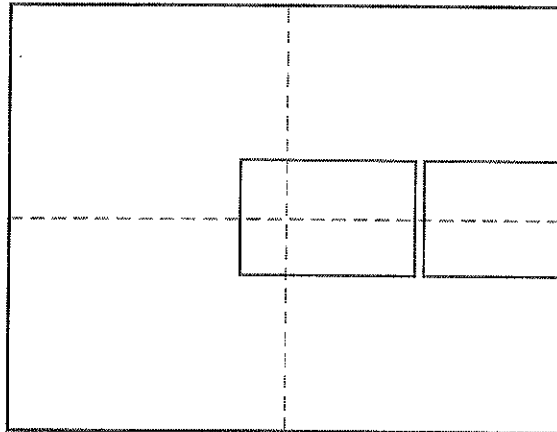
10. Draw 2 friends.



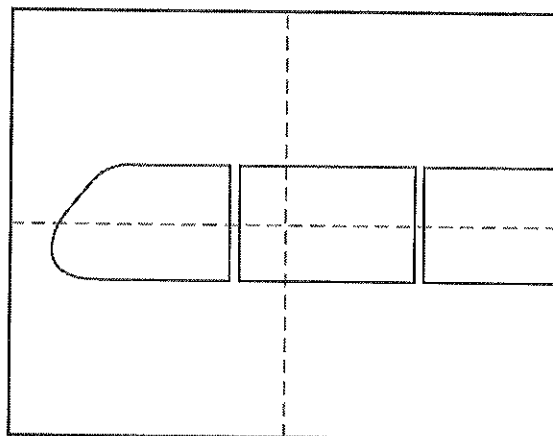
Follow these directions

## Draw a Train

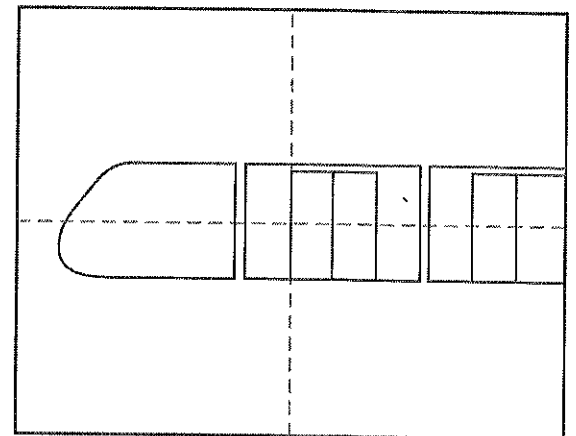
2nd grade / 2nd grade / Drawing  
May 4-15



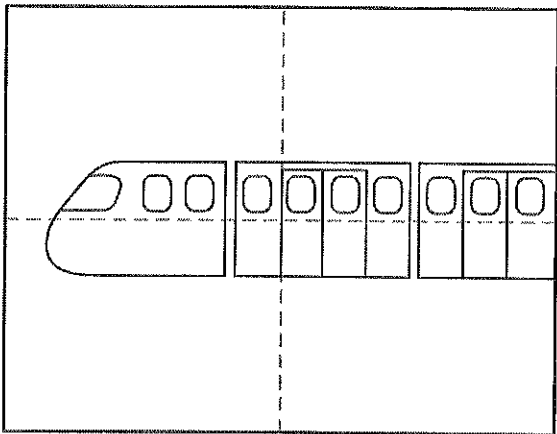
1. Draw two rectangle cars.



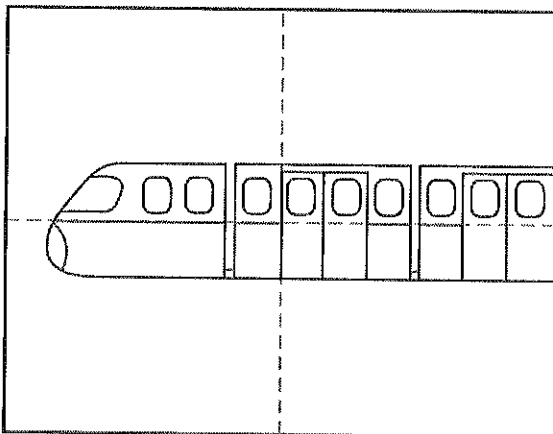
2. Draw the train front.



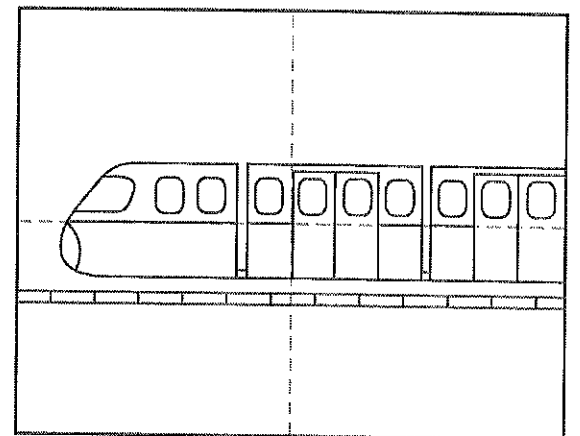
3. Add the train car doors.



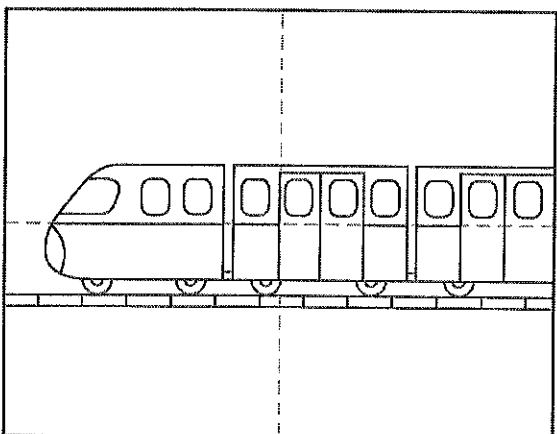
4. Draw lots of windows.




5. Add the lines and connect the cars.




6. Draw the rails below.



7. Draw the wheels below.



8. Add landscaping in the foreground and background.




9. Trace with a marker and color.





## Card with 3-D Flowers

2<sup>nd</sup> grade/choice 3/Sweeney



### Materials:

Flower vase template

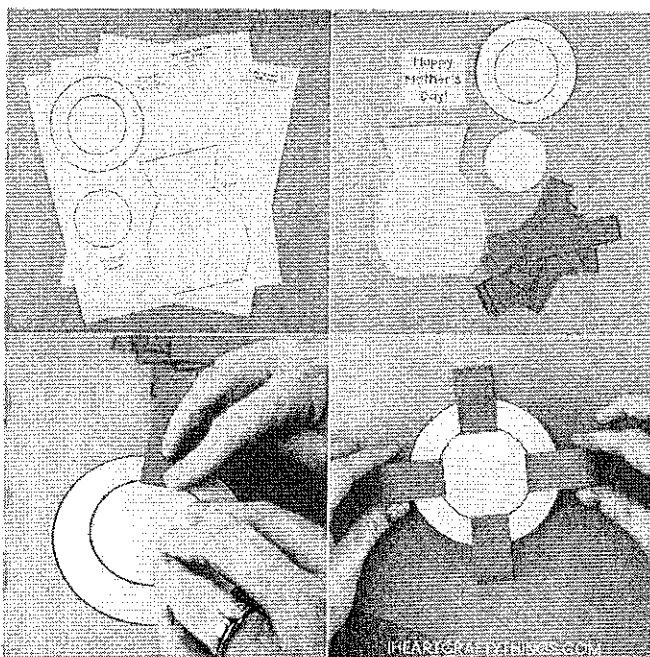
Glue

Scissors


Different colors of paper

### Directions:

1. Cut out template, trace on colored paper and cut out.
2. Add glue on the outside circle of the flower template and adhere one of the flower petal paper strips on it. Now add glue at the end of the flower petal strip you just attached. Bend the opposite end of the paper strip and glue the two ends together to make a looped flower petal



3. Glue three more paper strips on your flower, one at the top, bottom and each side.


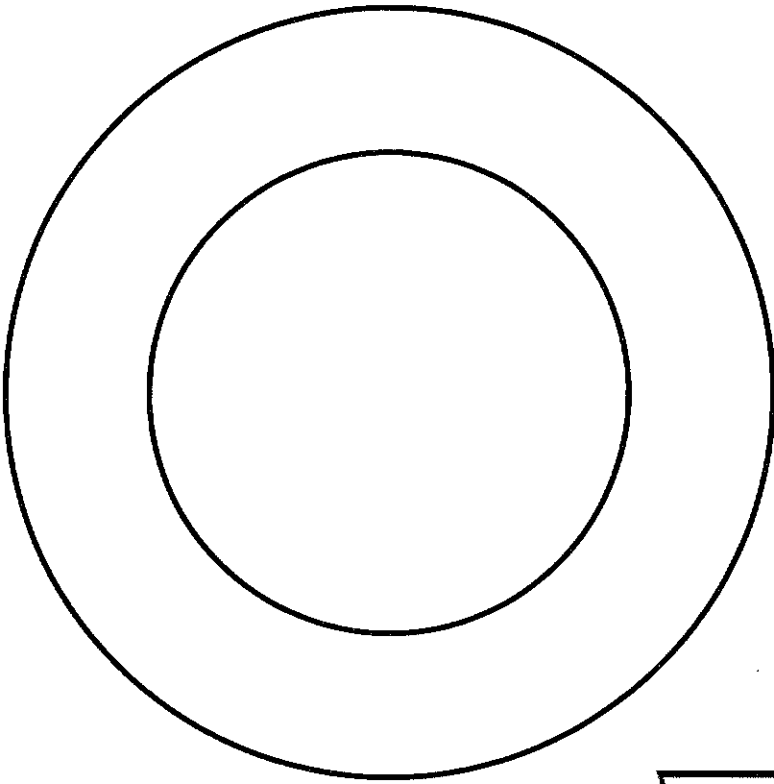


4. Now glue four more paper strips in the empty slots around the flower template. Then glue and add the second layer of paper flower petals around the flower template.

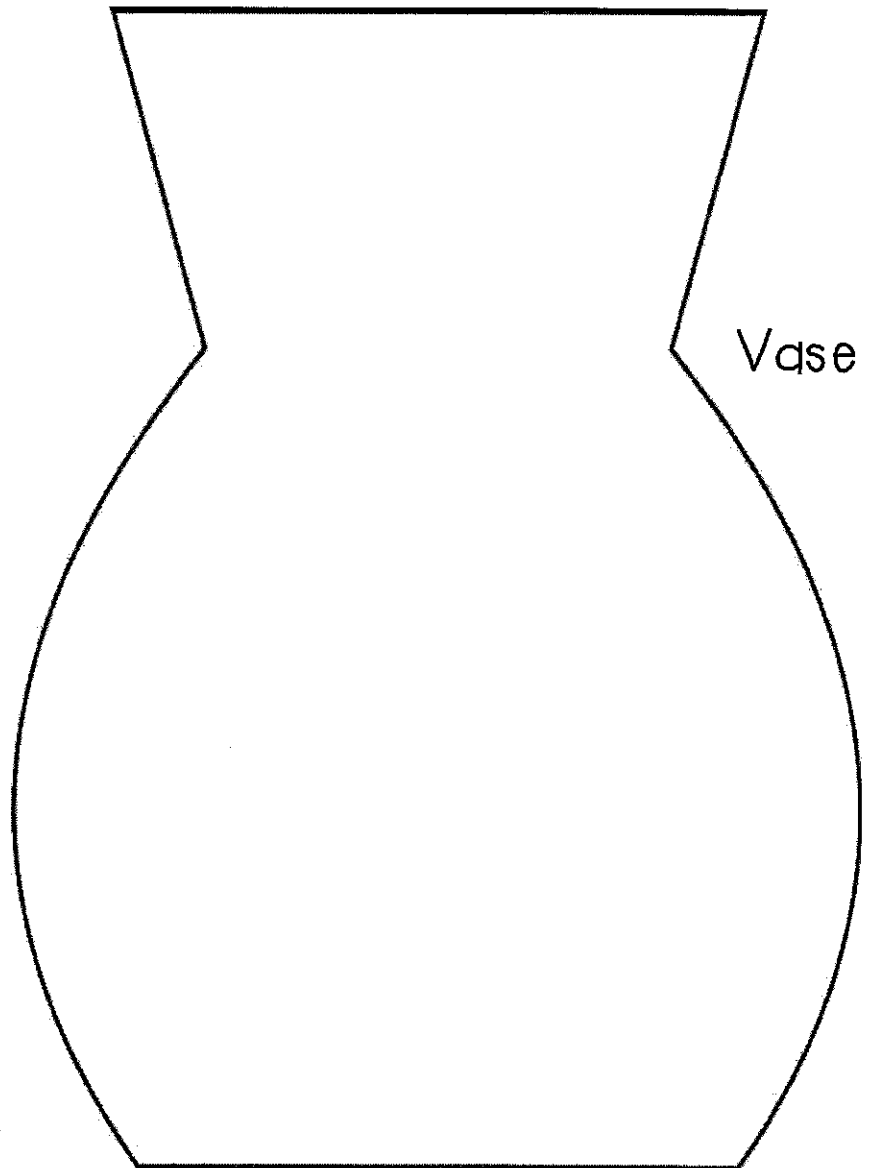
5. Glue the inside of the flower in the center of the flower template.

6. Add glue on the back of the flower vase and glue it at the bottom of another piece of cardstock paper. Then add glue on the back of your flower and glue it at the top of the flower vase.

Flower  
Template



Inside of  
Flower



Vase

Flower  
Petals  
(Print 2 per flower)

11/27/2014  
10:00 AM  
11/27/2014  
10:00 AM

A large rectangular box with a solid black border, divided into ten horizontal sections by dashed lines. This box is intended for drawing flower petals.

**Week of May 4 - May 8, 2020**  
**2nd/3rd PE**  
**Coach Kappy**

Please pick 3 out of the 5 activities to do for the week. Please email me a picture of your child completing the activities and the dates or email me a description of the activities. You or your child may also write a few sentences about the activity and submit to the homework box located in the Lake Crest foyer.

Please email me at [jenny.kapraun-veach@oakland5.org](mailto:jenny.kapraun-veach@oakland5.org) or call the school and leave a message, and I will give you a call as soon as I can.

| <b>Class</b>      | <b>Choice 1</b>                  | <b>Choice 2</b>                            | <b>Choice 3</b>  | <b>Choice 4</b>                    | <b>Choice 5</b>  |
|-------------------|----------------------------------|--|--|------------------------------------|--|
| 2nd/<br>3rd Grade | Ride your bike for 15-20 minutes | Do an exercise Video/have a Dance Marathon | Go on a walk with your family or with a parent for 15-20 minutes | Play Basketball for 15-20 minutes. | Another physical activity that you do for 15 minutes or more (yard work, etc.) |